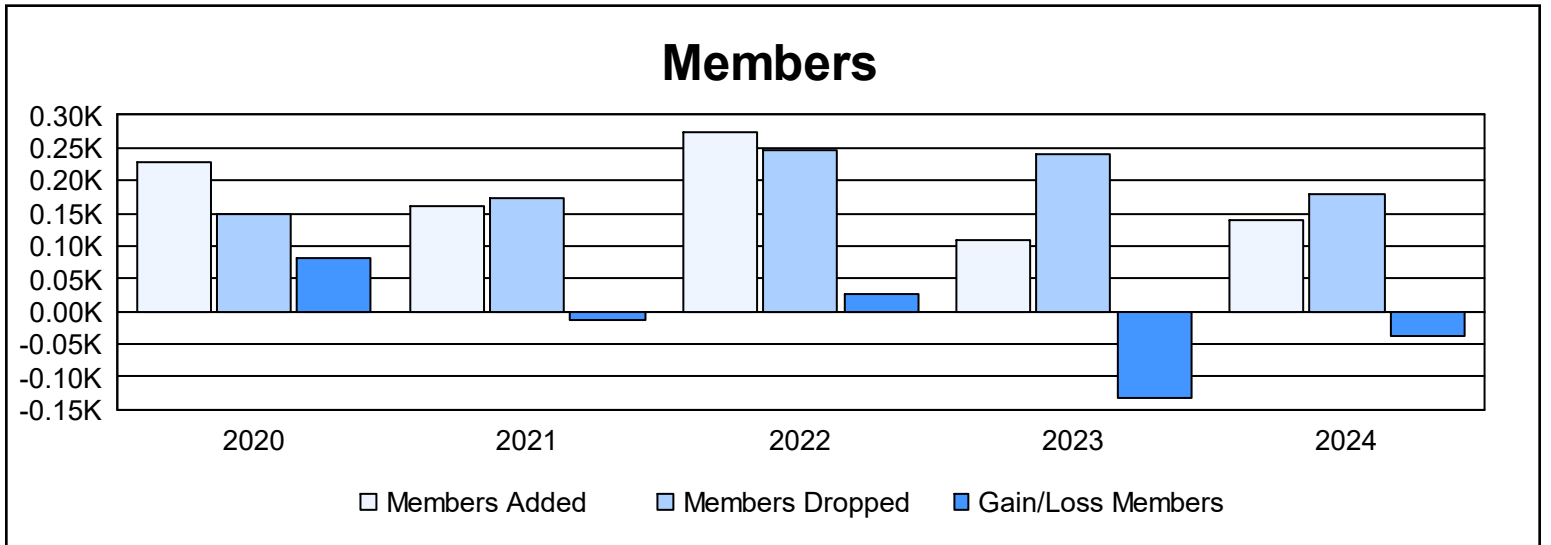
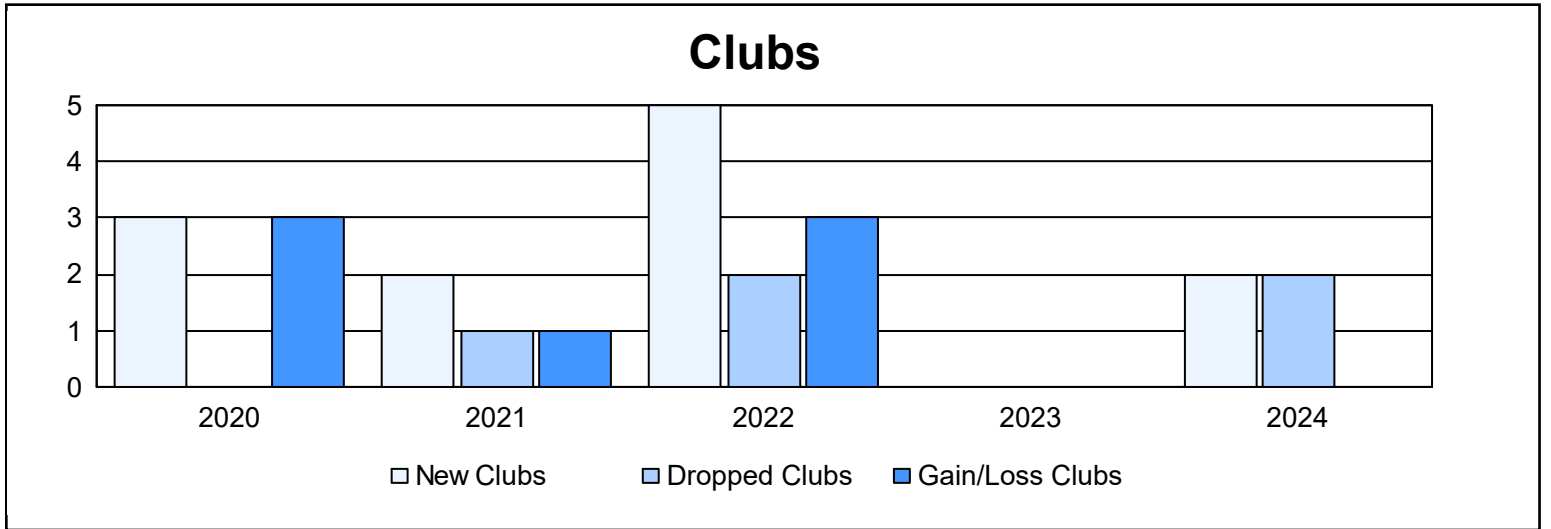
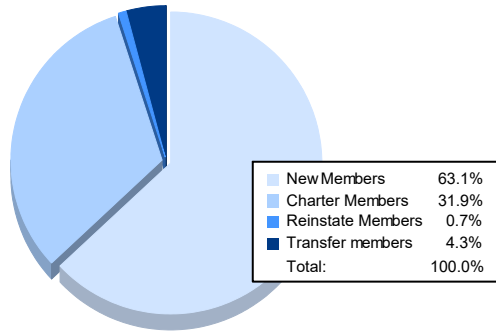


Year	New Clubs	Dropped Clubs	Gain/Loss Clubs	New Members	Charter Members	Reinstate Members	Transfer Members	Total Member Added	Total Members Dropped	Gain/Loss Members
2019-2020	3	0	3	141	67	1	20	229	148	81
2020-2021	2	1	1	109	35	7	11	162	174	-12
2021-2022	5	2	3	106	147	3	17	273	245	28
2022-2023	0	0	0	88	12	6	3	109	240	-131
2023-2024	2	2	0	89	45	1	6	141	178	-37
<b>Average</b>	<b>2</b>	<b>1</b>	<b>1</b>	<b>107</b>	<b>61</b>	<b>4</b>	<b>11</b>	<b>183</b>	<b>197</b>	<b>-14</b>



### Membership Composition June 2024 Cumulative



### Gender Composition June 2024 Cumulative

